


Friday 26 November 2021 – Morning

GCSE (9–1) Combined Science B (Twenty First Century Science)

J260/04 Combined Science (Foundation Tier)

Time allowed: 1 hour 45 minutes



You must have:

- a ruler (cm/mm)
- the Data Sheet for GCSE (9-1) Combined Science B (inside this document)

You can use:

- an HB pencil
- a scientific or graphical calculator



Please write clearly in black ink. **Do not write in the barcodes.**

Centre number

| | | | | |
|--|--|--|--|--|
| | | | | |
|--|--|--|--|--|

Candidate number

| | | | |
|--|--|--|--|
| | | | |
|--|--|--|--|

First name(s)

Last name

INSTRUCTIONS

- Use black ink. You can use an HB pencil, but only for graphs and diagrams.
- Write your answer to each question in the space provided. If you need extra space use the lined pages at the end of this booklet. The question numbers must be clearly shown.
- Answer **all** the questions.
- Where appropriate, your answer should be supported with working. Marks might be given for using a correct method, even if your answer is wrong.

INFORMATION

- The total mark for this paper is **75**.
- The marks for each question are shown in brackets [].
- Quality of extended response will be assessed in questions marked with an asterisk (*).
- This document has **24** pages.

ADVICE

- Read each question carefully before you start your answer.

Answer **all** the questions.

1 (a) (i) Which statements about waves are **true** and which are **false**?

Tick (✓) **one** box in each row.

| | True | False |
|---|--------------------------|--------------------------|
| All electromagnetic waves are transverse. | <input type="checkbox"/> | <input type="checkbox"/> |
| Light is an electromagnetic wave. | <input type="checkbox"/> | <input type="checkbox"/> |
| Sound is a transverse wave. | <input type="checkbox"/> | <input type="checkbox"/> |

[2]

(ii) Fig. 1.1 shows a transverse wave.

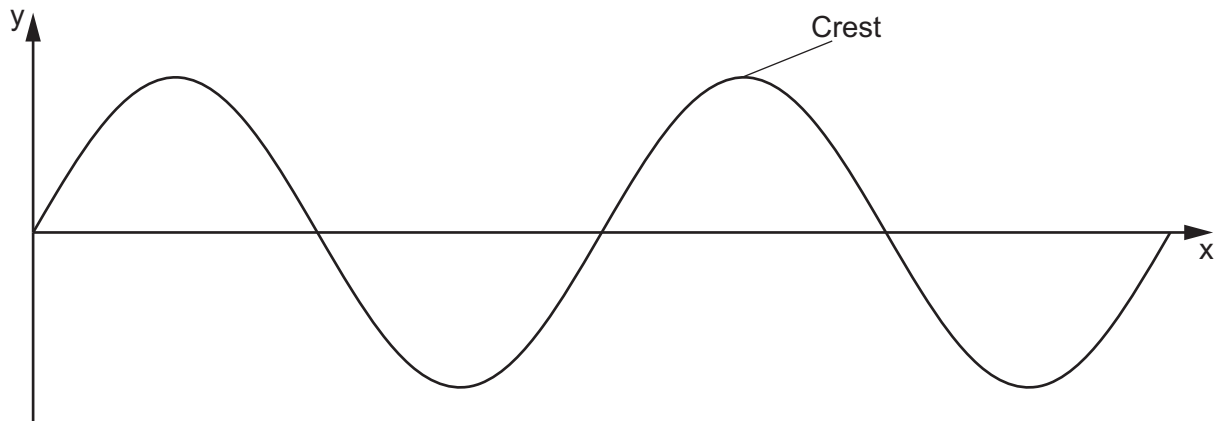


Fig. 1.1

Complete each sentence about the transverse wave in Fig. 1.1.

Use the words.

You can use each word once, more than once or not at all.

amplitude frequency period speed wavelength

The maximum height of the wave above the x-axis is called the

The distance from one crest to another is called the

The number of waves passing a point each second is called the

[2]

(b) Sundip is investigating the reflection of light off a plane mirror.

(i) Sundip writes a series of steps for her investigation.

They are **not** in the correct order.

A Measure the angle of the incident ray.

B Measure the angle of the reflected ray.

C Repeat the measurements for different angles.

D Use a ray box to shine a light at the plane mirror.

Write the **letters** in the boxes to show the correct order of the steps.

| | | | |
|--|--|--|--|
| | | | |
|--|--|--|--|

[3]

(ii) The table shows Sundip's results.

| Angle of incidence (°) | Angle of reflection (°) |
|------------------------|-------------------------|
| 20 | 21 |
| 30 | 29 |
| 40 | 40 |
| 50 | 51 |
| 60 | 55 |
| 70 | 69 |

Sundip thinks one of her results is an outlier.

Put a **ring** around the **outlier** in the table.

[1]

(iii) Complete the sentence to make Sundip's conclusion correct.

Put a **ring** around the correct answer.

The angle of the incident ray is **approximately equal to / greater than / less than / unrelated to** the angle of the reflected ray.

[1]

(c) Fig. 1.2 shows a pencil in a glass of water.




Fig. 1.2

Complete each sentence about why the pencil looks broken in **Fig. 1.2**.

Use the words.

You can use each word once, more than once or not at all.

colour direction energy slows down speeds up

The pencil appears broken because the light changes
when it moves from the air in the glass into the water.

The light as it enters the water.

[2]

5
BLANK PAGE

PLEASE DO NOT WRITE ON THIS PAGE

- 2 Households in the UK are asked to separate recyclable materials such as metal cans, glass bottles and plastic containers from their waste.

Table 2.1 shows data about the recycling of these materials in the UK.

| Packaging material | Packaging waste (thousand tonnes) | Total packaging recycled (thousand tonnes) | Percentage recycled (%) |
|--------------------|-----------------------------------|--|-------------------------|
| Aluminium | 177 | 94 | 53.1 |
| Steel | 559 | 431 | 77.1 |
| Glass | 2399 | 1623 | 67.7 |
| Plastic | 2260 | 1044 | |

Table 2.1

- (a) (i) Which packaging material produces the highest amount of packaging waste?

Use data from **Table 2.1**.

Put a (ring) around the correct answer.

Aluminium

Glass

Plastic

Steel

[1]

- (ii) Calculate the percentage of plastic recycled.

Use data from **Table 2.1**.

Use the equation: percentage recycled = $\frac{\text{total packaging recycled}}{\text{packaging waste}} \times 100$

Give your answer to 1 decimal place.

Percentage of plastic recycled = % [3]

- (b) The UK government has recycling targets.

Table 2.2 shows the percentage of aluminium, steel and glass recycled in the UK in 2017.

| Packaging material | Percentage recycled in the UK (%) | Recycling target (%) |
|--------------------|-----------------------------------|----------------------|
| Aluminium | 53.1 | 50.0 |
| Steel | 77.1 | 50.0 |
| Glass | 67.7 | 60.0 |

Table 2.2

- (i) Which packaging material has the UK been most successful in recycling?

Use data from **Table 2.2** to explain your answer.

.....

.....

.....

..... [2]

- (ii) Household waste for recycling is sent to a sorting centre. Steel contains iron.

Suggest how the sorting centre could separate the steel cans from the aluminium cans.

.....

..... [1]

- (iii) Producing glass from recycled materials uses less **energy** than producing glass from new resources.

Name **two** other factors that would be important when deciding that a product should be made from recycled materials instead of new resources.

Factor 1

Factor 2

[2]

(c) Jack measures the pulse rates of two people during and after exercise.

One person is fit and the other is unfit.

The results are shown in **Fig. 3.2**.

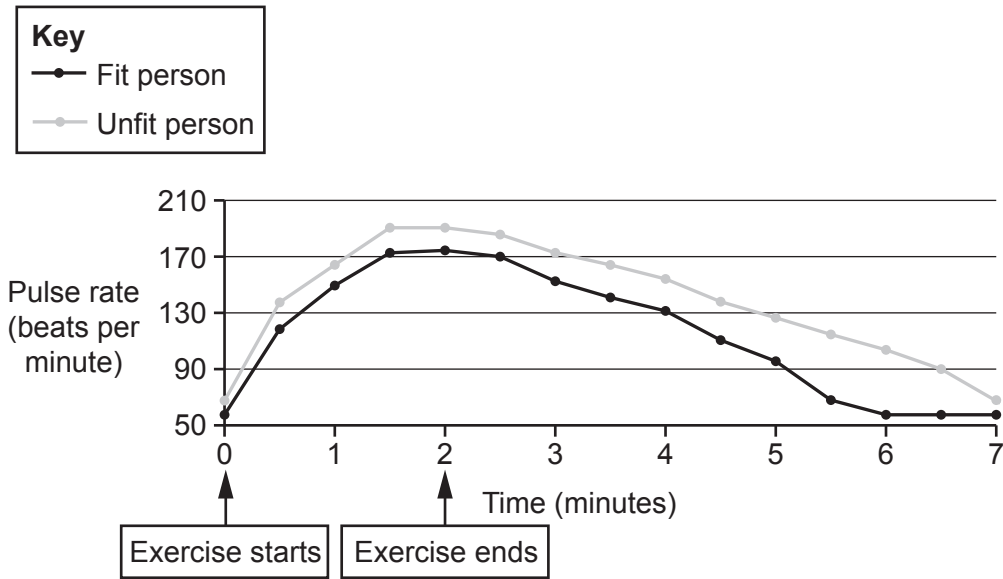


Fig. 3.2

(i) Jack concludes that the fitter a person is, the faster the recovery rate.

Do you agree with Jack's conclusion?

Yes

No

Use **Fig. 3.2** to explain your answer.

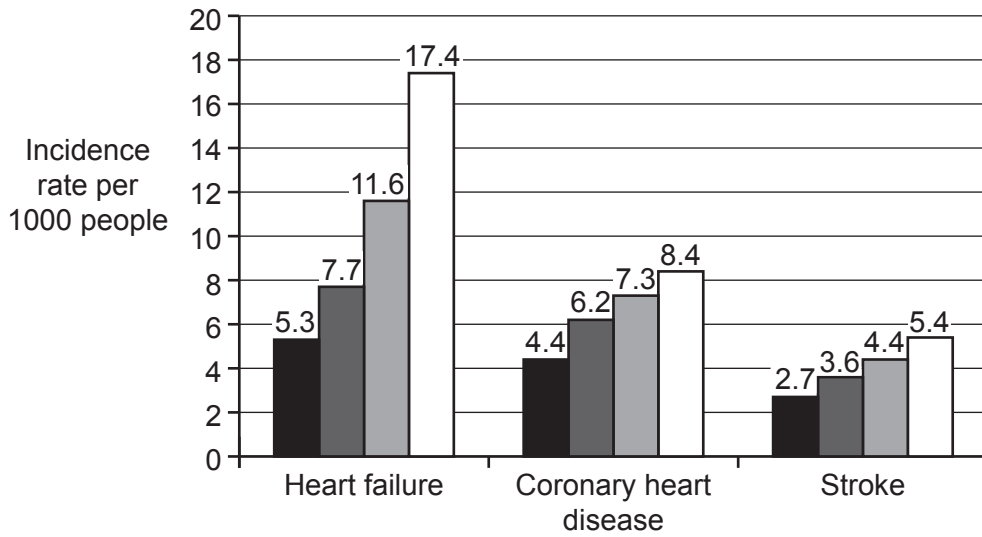
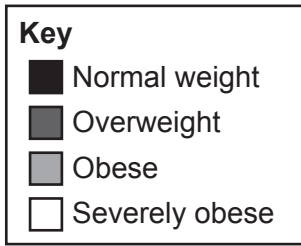
.....

 [2]

(ii) Suggest **one** way in which Jack could improve his investigation to increase confidence in his conclusion.

.....
 [1]

4 The graph shows the effect of weight on the incidence rate of heart failure, coronary heart disease and stroke per 1000 people.



(a) Identify **one** trend shown by the data in the graph.

.....

..... [1]

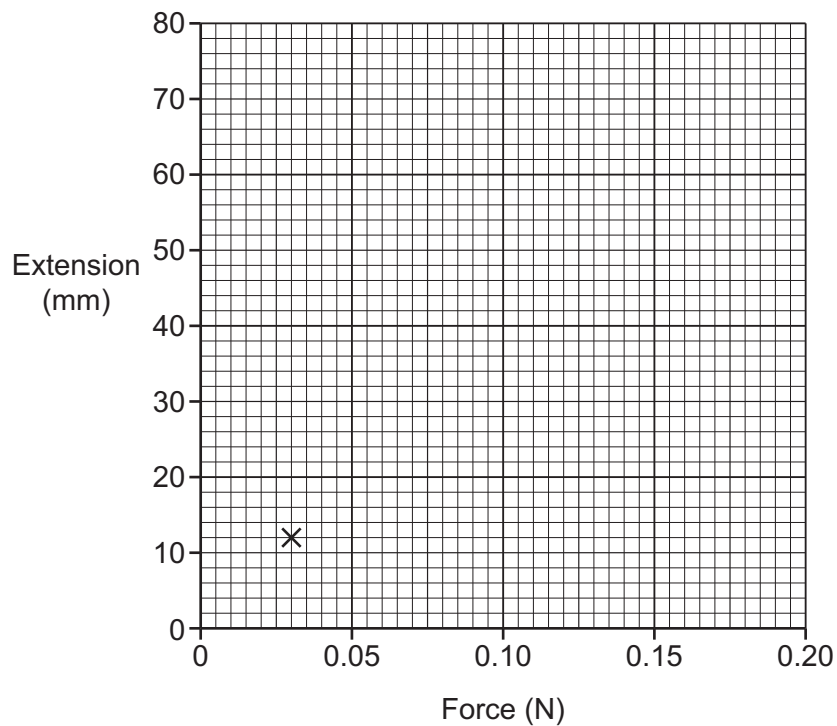
(b) The table shows Ling's results.

| Force (N) | Extension (mm) |
|-----------|----------------|
| 0.03 | 12 |
| 0.06 | 24 |
| 0.09 | 38 |
| 0.12 | 52 |
| 0.15 | 64 |
| 0.18 | 76 |

(i) Plot a graph, using the data in the table. One point has been done for you.

Draw a line of best fit.

[2]



(ii) Which statement describes the relationship between the force on the spring and the extension of the spring?

Tick (✓) **one** box.

As the force increases, the extension decreases.

As the force increases, the extension increases.

There is no relationship between extension and force.

[1]

- 6 The Amazon rainforest is an area of very high biodiversity.



The table shows data on **four** species groups found in the Amazon rainforest.

| | Number of different species in different areas | |
|---------------------------|---|--|
| Species groups | Rainforest with no human activity | Rainforest that has been deforested |
| Mammals | 667 | 12 |
| Birds | 1604 | 30 |
| Reptiles | 749 | 8 |
| Plants | 30 000 | 20 |

- 7 (a) Krypton is a Group 0 element.

Which **two** statements are properties of krypton?

Tick (✓) **two** boxes.

It forms positive ions when reacting.

It is a gas at room temperature.

It is a liquid at room temperature.

It has a low melting point.

It reacts with Group 1 elements.

It reacts with water.

[2]

- (b) The table shows some properties of the Group 1 elements.

Complete the table by predicting the reaction of caesium with water, and the melting point of rubidium.

| Group 1 element | Reaction with water | Melting point (°C) |
|-----------------|-----------------------|--------------------|
| Lithium | slow fizzing | 181 |
| Sodium | melts, rapid fizzing | 98 |
| Potassium | melts, burns and pops | 64 |
| Rubidium | explosive | |
| Caesium | | 29 |

[2]

- (c) Potassium reacts with oxygen to form potassium oxide, K_2O .

Calculate the relative formula mass of potassium oxide.

Use the Data Sheet.

Relative formula mass of potassium oxide = [3]

- (d) Sodium has an atomic number of 11 and a relative atomic mass of 23.

Complete the table to show the number of protons, neutrons and electrons in a sodium **ion**, Na^+ .

| | |
|---------------------|-------|
| Number of protons | |
| Number of neutrons | |
| Number of electrons | |

[2]

- (e) Which scientist developed the Periodic Table?

Tick (✓) **one** box.

Dalton

Thomson

Mendeleev

Rutherford

[1]

8 Beth plans an investigation to help her estimate the population of buttercup plants in her garden.

(a) This is part of Beth’s method:

1. Divide the garden into four equal sections.
2. Count the number of buttercup plants in the section that has the most buttercup plants.
3. Multiply the number of buttercup plants counted by four.

Describe how Beth could improve her method.

.....

.....

.....

.....

.....

.....

.....

.....

.....

.....

[4]

(b) Beth thinks three factors are having an effect on the growth of buttercup plants in her garden.

Draw lines to connect each factor with the correct explanation of its effect on buttercup plants.

Factor

Explanation of its effect on buttercup plants

Shade from trees

Less sunlight is available for photosynthesis

Waterlogged soil

Fewer leaves to absorb light

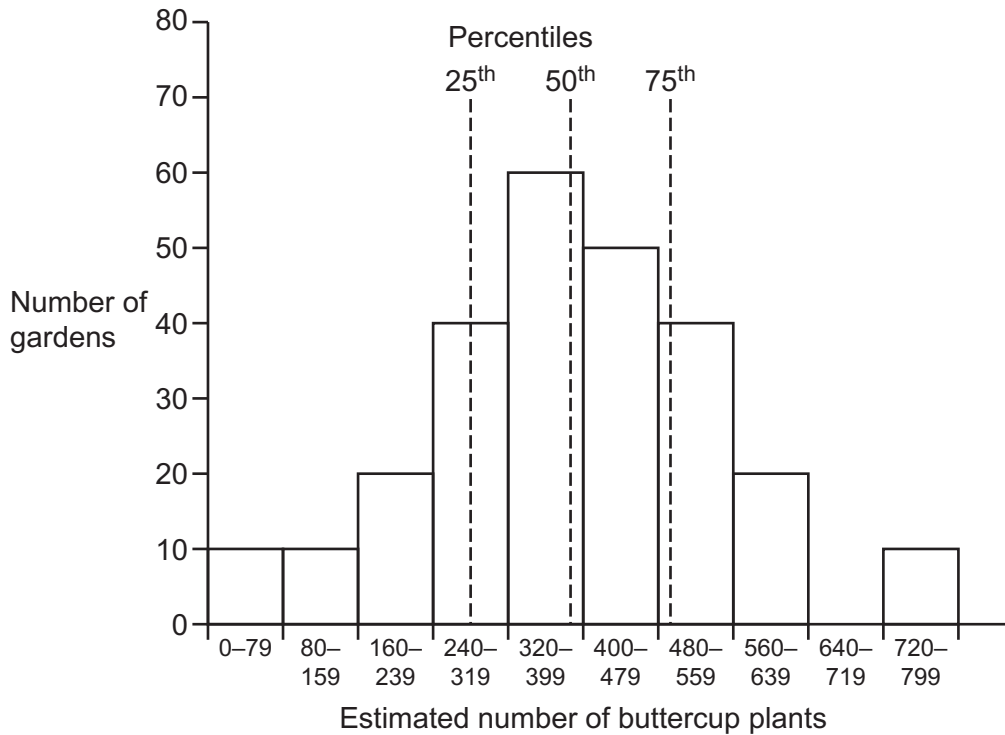
More slugs to eat plants

Less oxygen is available for respiration in root cells

[2]

(c) A group of students plot the estimated number of buttercup plants in their gardens.

The graph shows the students' results.



(i) How many gardens are sampled to produce the graph?

..... [1]

(ii) Kai estimates that he has 450 buttercup plants in his garden.

Which percentile of the students' data does Kai's estimation lie below?

Put a **ring** around the correct answer.

25th **50th** **75th** [1]

- (b) Crude oil is a mixture of hydrocarbons. The mixture can be separated into fractions.

The table shows the number of carbon atoms in the hydrocarbon chains of three fractions of crude oil.

| Fraction | Number of carbon atoms in hydrocarbon chains |
|------------|--|
| Diesel oil | 16–20 |
| Kerosene | 10–16 |
| Petrol | 5–8 |

Fractional distillation is used to separate the different fractions of crude oil.

- (i) Complete **Fig. 9.2** to show where the three fractions **diesel oil**, **kerosene** and **petrol** would be collected in the fractionating tower.

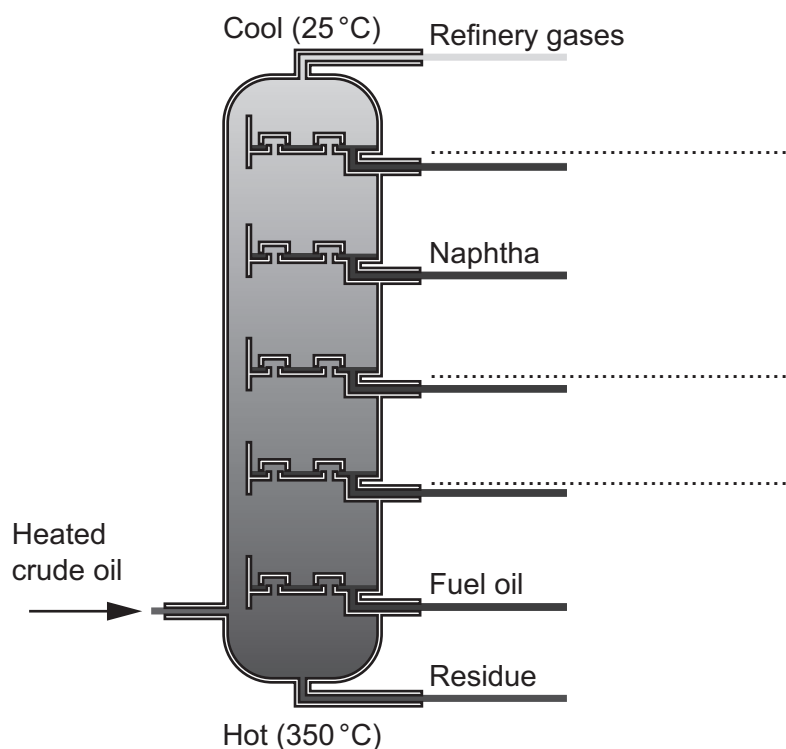


Fig. 9.2

[2]

- (ii) Explain why naphtha is collected above fuel oil in the fractionating tower.

.....

.....

.....

..... [2]

END OF QUESTION PAPER

ADDITIONAL ANSWER SPACE

If additional space is required, you should use the following lined page(s). The question number(s) must be clearly shown in the margin(s).

A large area of lined paper for writing. It consists of a vertical solid line on the left side, creating a margin. To the right of this line, there are numerous horizontal dotted lines spaced evenly down the page, providing a guide for writing.

A large rectangular area for writing, bounded by a solid vertical line on the left and horizontal dotted lines on the top, bottom, and right.



Copyright Information

OCR is committed to seeking permission to reproduce all third-party content that it uses in its assessment materials. OCR has attempted to identify and contact all copyright holders whose work is used in this paper. To avoid the issue of disclosure of answer-related information to candidates, all copyright acknowledgements are reproduced in the OCR Copyright Acknowledgements Booklet. This is produced for each series of examinations and is freely available to download from our public website (www.ocr.org.uk) after the live examination series. If OCR has unwittingly failed to correctly acknowledge or clear any third-party content in this assessment material, OCR will be happy to correct its mistake at the earliest possible opportunity.

For queries or further information please contact The OCR Copyright Team, The Triangle Building, Shaftesbury Road, Cambridge CB2 8EA.

OCR is part of the Cambridge Assessment Group; Cambridge Assessment is the brand name of University of Cambridge Local Examinations Syndicate (UCLES), which is itself a department of the University of Cambridge.